

2C ADVISORY COMMITTEE

2024 Q1 Report

6/6/2024

Public Works Department



Agenda



- Revenues and Expenditures Update
- Maintenance of Effort Reporting
- Total Program Update
- Program Highlights and Accomplishments
- Pilot Program Update
- 2024 Paving Map
- 2024 Paving List
- 2C3 Update

Revenues



FINANCE DEPARTMENT

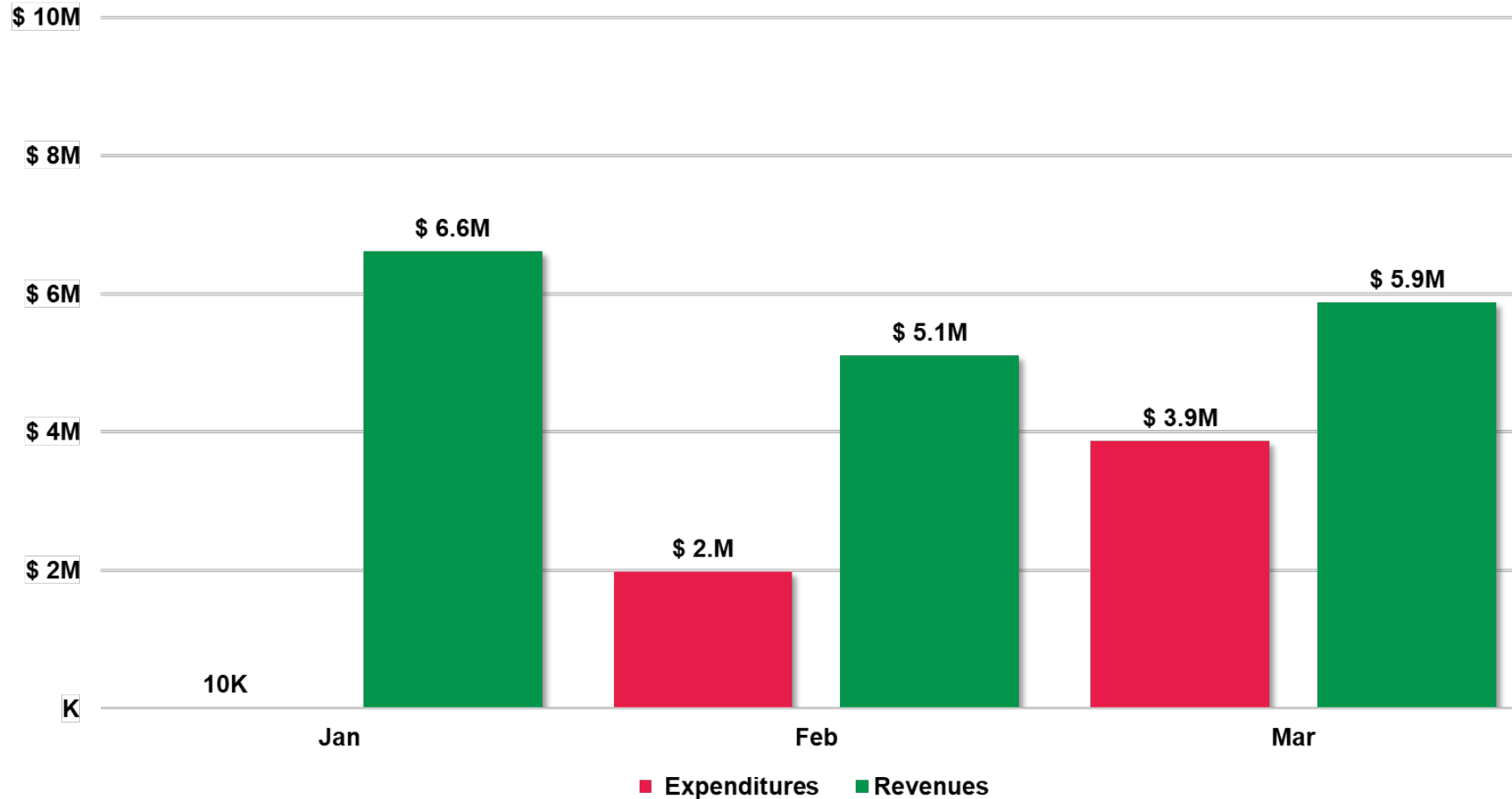
2C/2C2 Road Tax For Filing Period Ended March 31

<u>Month Paid to City</u>	<u>2C - 0.62%</u>		<u>2C2 - 0.57%</u>			<u>% Over(Under) Previous Year</u>
	<u>2019</u>	<u>2020</u>	<u>2021</u>	<u>2022</u>	<u>2023</u>	
February	4,198,197	4,234,101	4,722,855	4,861,616	5,107,597	5.06%
March	3,882,045	4,242,383	4,702,443	4,723,856	4,980,606	5.44%
April	4,343,766	5,689,085	6,135,124	6,246,013	5,877,015	(5.91%)
Total (Year-to-Date)	12,424,008	14,165,569	15,560,422	15,831,485	15,965,218	0.84%
Refunds (Year-to-Date)	39,319	63,259	18,650	177,226	132,053	
Net Revenue (Year-to-Date)	12,384,689	14,102,310	15,541,772	15,654,259	15,833,165	

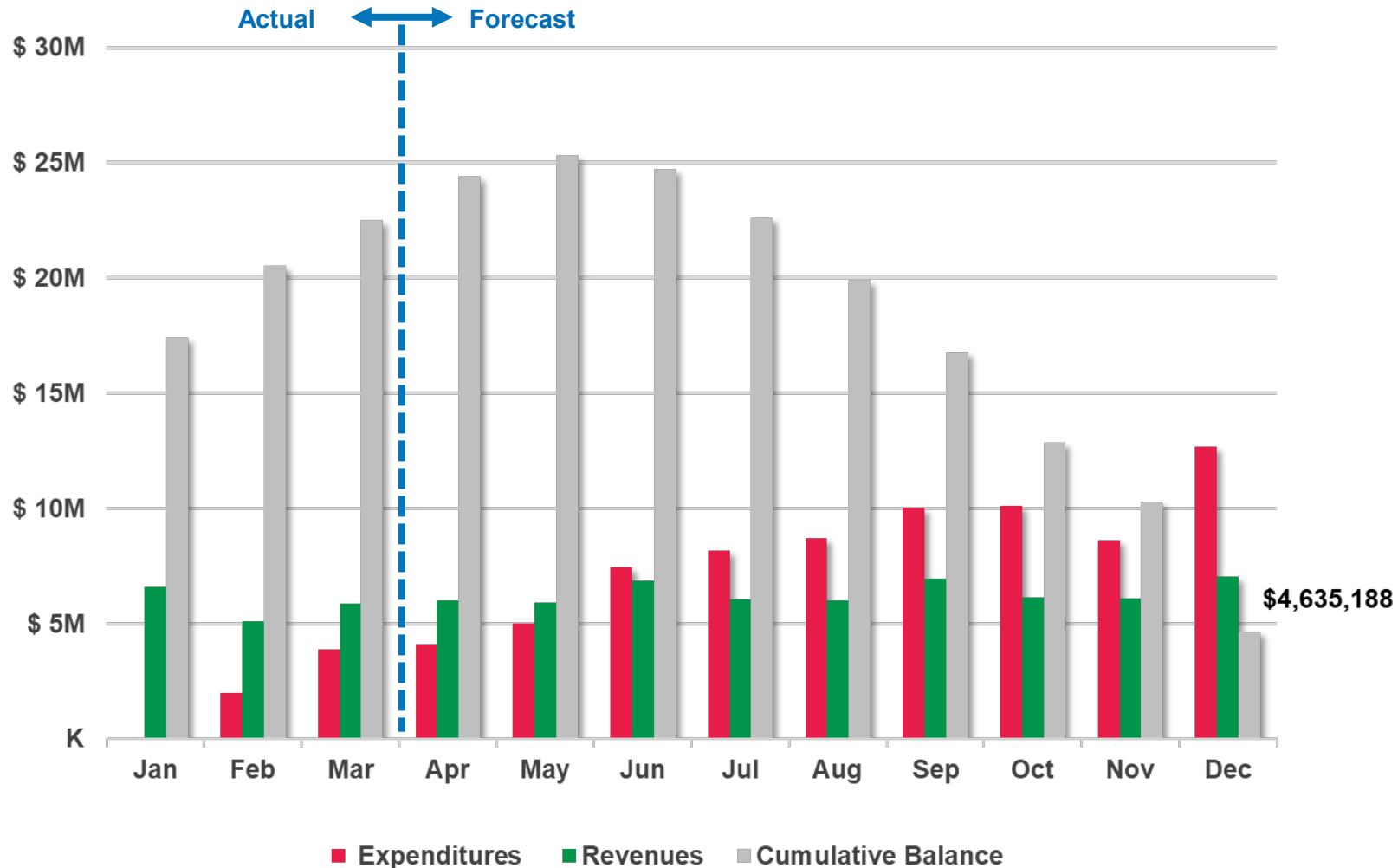
In November of 2019, voters in Colorado Springs passed Issue 2C2, agreeing to continue investment in our roads for years 2021-2025, at a sales tax rate of 0.57%, reduced from 0.62% for Issue 2C that was passed by voters in November 2015, for years 2016-2020.

* Filing period is the month the tax monies are collected by the retailer from their customers

Revenues and Expenditures



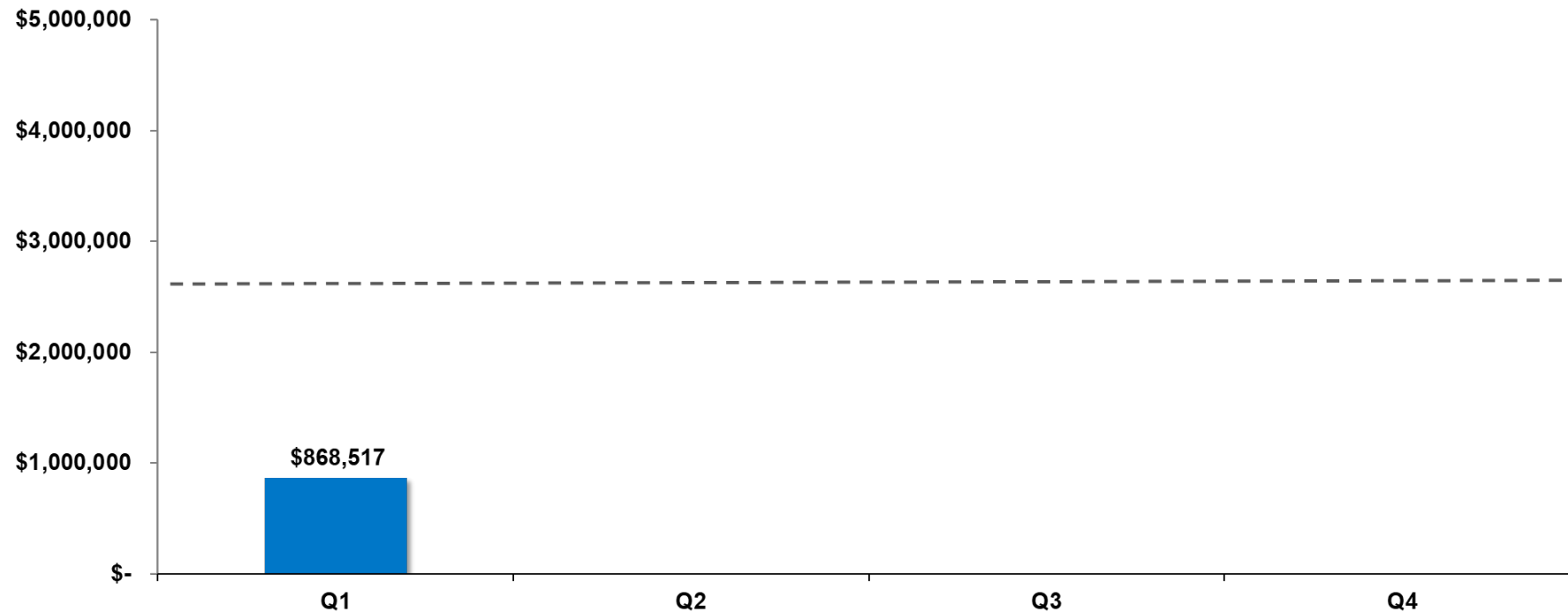
Revenues and Expenditures Forecast



Maintenance of Effort Requirement



Maintenance of Effort Goal by Quarter									
Quarter	2016	2017	2018	2019	2020	2021	2022	2023	2024
Q1	\$ -	\$ 530,783	\$ 564,612	\$ 399,064	\$ 647,158	\$ 624,758	\$ 681,467	\$ 789,986	\$ 868,517



Total Program

Q1 Update

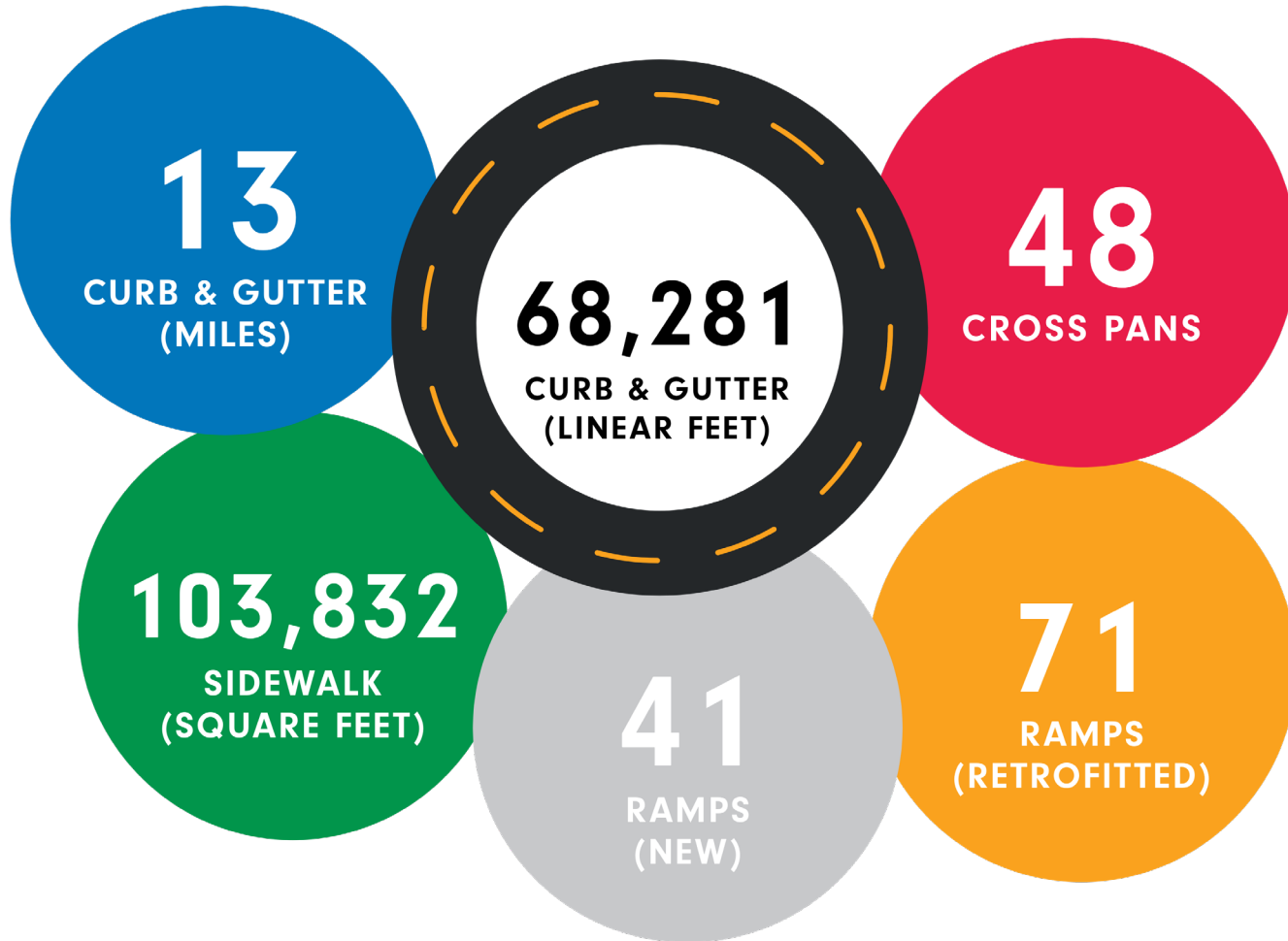


Program	2016	2017	2018	2019	2020	2021	2022	2023	2024
Concrete	\$ 14,212,907	\$ 19,846,218	\$ 23,106,370	\$ 23,723,472	\$ 28,932,809	\$ 27,639,604	\$ 46,380,580	\$ 57,474,210	\$ 5,102,173
Overlay	23,226,118	25,463,360	30,388,855	20,006,625	28,600,321	19,943,500	15,432,694	28,642,074	11,732
Program Support	2,490,337	4,984,992	5,933,370	5,025,029	6,573,922	6,034,028	6,856,688	7,727,218	1,265,674
Total Annual Spend	\$ 39,929,362	\$ 50,294,570	\$ 59,428,595	\$ 48,755,126	\$ 64,107,052	\$ 53,617,132	\$ 68,669,962	\$ 93,843,502	\$ 6,379,579
Original Budget ⁽¹⁾	\$ 50,000,000	\$ 49,999,340	\$ 49,983,060	\$ 49,964,910	\$ 57,965,460	\$ 54,599,960	\$ 65,435,820	\$ 70,264,668	\$ 73,588,300
Mid-Year Appropriation	\$ -	\$ -	\$ -	\$ 9,000,000	\$ -	\$ 10,000,000	\$ -	\$ 16,000,000	\$ -
Appropriated Budget	\$ 50,000,000	\$ 49,999,340	\$ 49,983,060	\$ 58,964,910	\$ 57,965,460	\$ 64,599,960	\$ 65,435,820	\$ 86,264,668	\$ 73,588,300
Available to Spend Budget ⁽²⁾	\$ 50,000,000	\$ 60,078,590	\$ 60,400,877	\$ 60,587,027	\$ 70,315,777	\$ 72,927,580	\$ 81,603,146	\$ 99,518,608	\$ 86,768,599
Concrete % of Program	36%	39%	39%	49%	45%	52%	68%	61%	80%
Overlay % of Program	58%	51%	51%	41%	45%	37%	22%	31%	0%
Program Support % of Program	6%	10%	10%	10%	10%	11%	10%	8%	20%
% Spend of Available Budget	80%	84%	98%	80%	91%	74%	84%	94%	7%

(1) - Original Budget adjusts to actual revenue collections in 2024

(2) - Available to Spend Budget includes carryover and purchase order rollover funds

Pre-Overlay Concrete Highlights



66%
Total Program Completed

Q1 Highlights

Sidewalk Placed
Approximately 6 Olympic sized hockey rinks

Curb And Gutter Placed
Poured The Las Vegas Strip approximately 3 times

Asphalt Overlay Highlights



- Season start date was April 15th
- No Completed work to report for Q1
- Two contractors awarded work
 - Schmidt Construction
 - Martin Marietta

53%
Total Program Complete

152 Lane Miles
Awarded for 2024

Hot-In-Place Recycling

REPAVER SIDE VIEW



Receiving Hopper
for New HMA

Heating
Unit

Scarifying
Units

Recycling
Agent
Applicator

Recycling
Unit


Finishing
Unit

Pilot program to be conducted on the following roads:

- Wooten Road
- Austin Bluffs Parkway

Recycles 1.5" of old material

REPAVER COMPONENTS TOPSIDE VIEW



Receiving Hopper
for New HMA


Heating
Unit

Scarifying
Units

Recycling
Agent
Applicator

Recycling
Unit

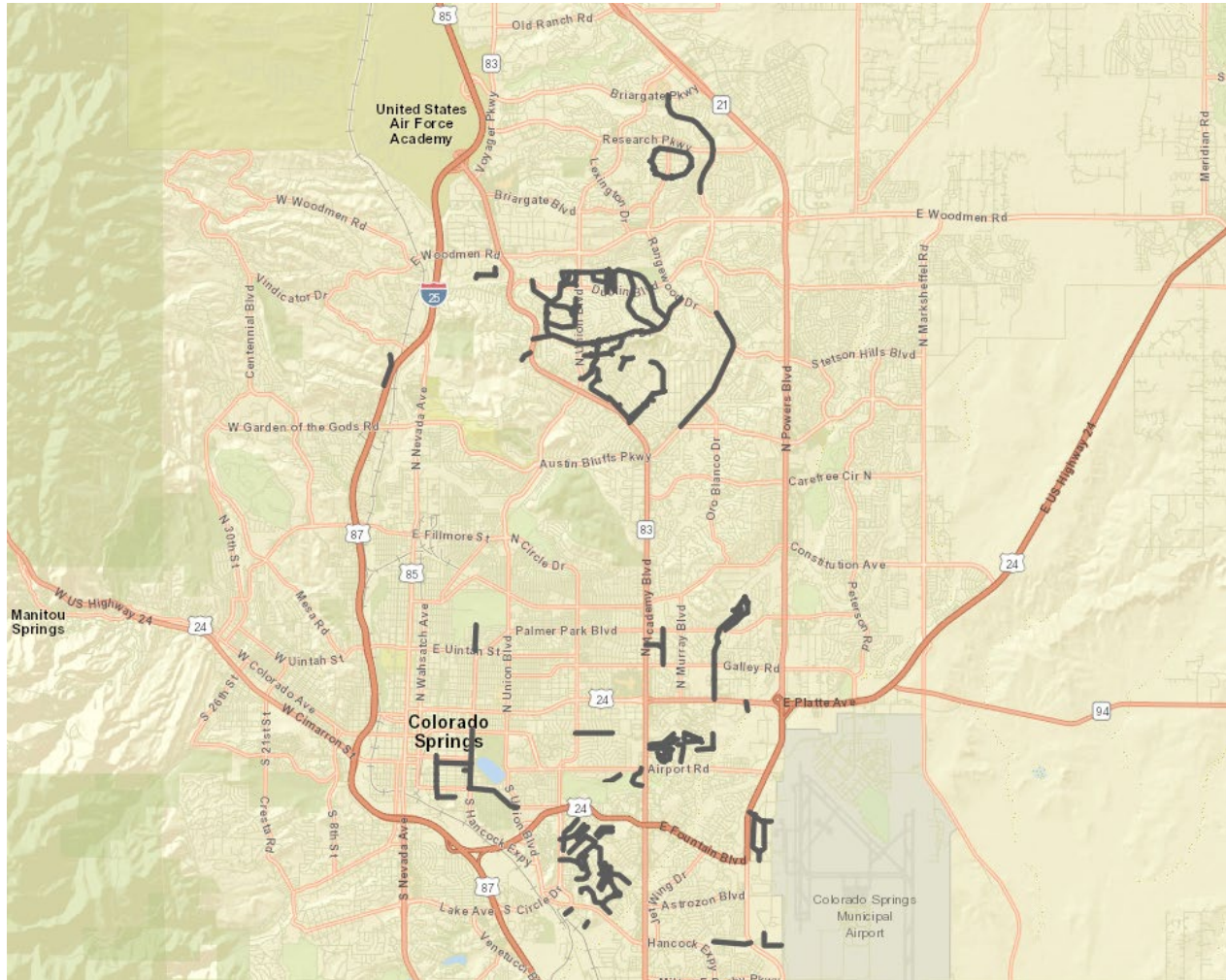
Finishing
Unit



REPAVER COMPONENTS UNDERSIDE VIEW



2024 Paving Map



2024 Paving List





E Cimarron St

INSTITUTE
CIMARRON ST

STOP

LEFT RIGHT
ONLY

E Cimarron St





E Cimarron St



INSTITUTE ST



LEFT RIGHT
ONLY

E Cimarron St



Palace Dr



Palace Dr



SPRINGS
WASTE SYSTEMS
719-634-7177

Palace Dr



6725

Palace Dr

Questions/Discussion



Next Meeting

Thursday, September 5, 2024

10:30 AM - 11:30 AM

at

City Hall

Pikes Peak Conference Room

Virtual Option Available