

2C Advisory Committee

2023 Q4 Report



February 22, 2024 Public Works Department

Agenda



- Budget and Revenues Overview
- Program Results
- Program Update
- Maintenance of Effort
- System Condition Update
- Importance of 2C
- Initial 2C Extension Plans

Revenues



FINANCE DEPARTMENT

2C/2C2 Road Tax

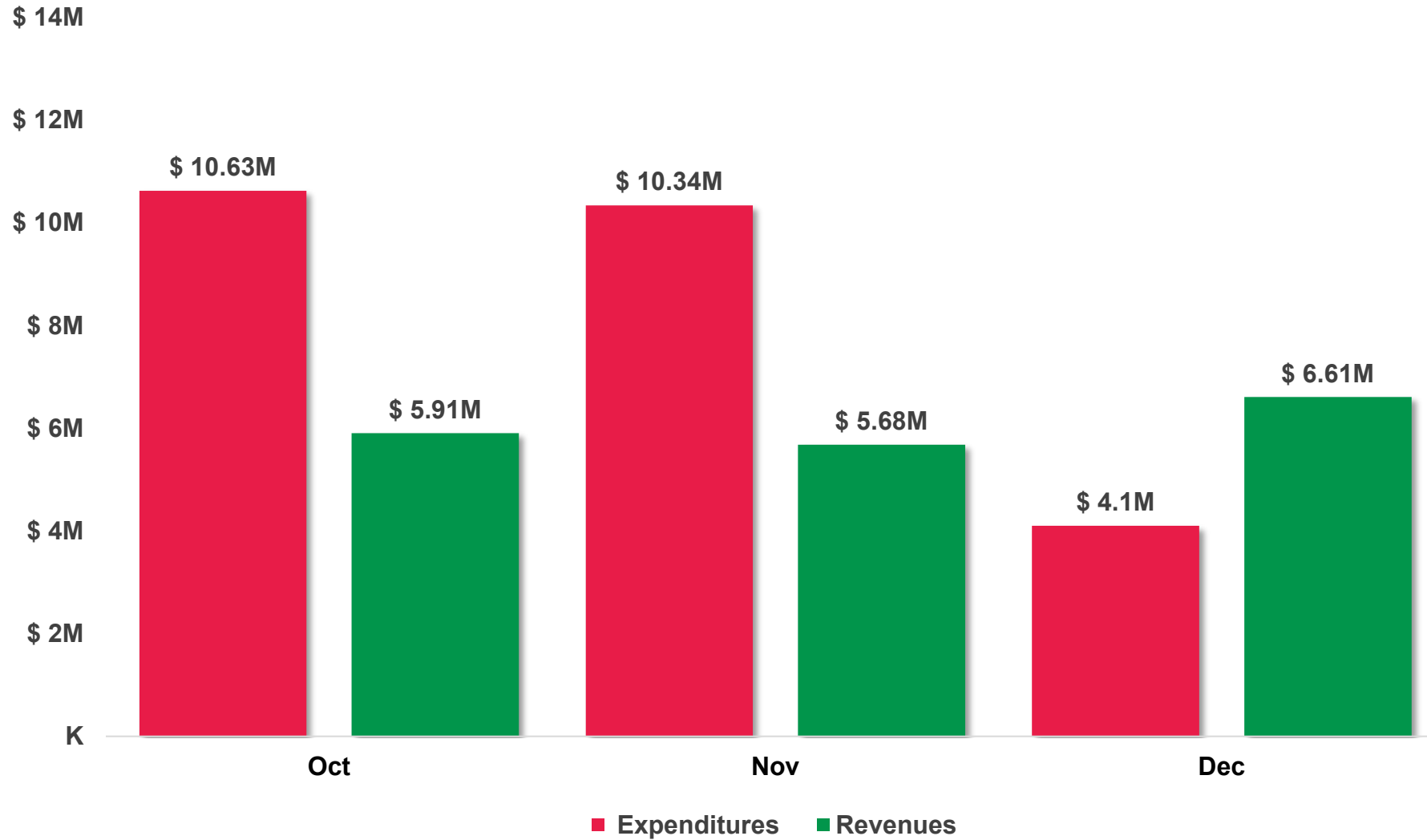
For Filing Period Ended December 31*

<u>Month Paid to City</u>	2C - 0.62%		2C2 - 0.57%			<u>% Over(Under) Previous Year</u>
	<u>2019</u>	<u>2020</u>	<u>2021</u>	<u>2022</u>	<u>2023</u>	
February	4,227,205	4,198,197	4,234,101	4,722,855	4,861,616	2.94%
March	3,821,694	3,882,045	4,242,383	4,702,443	4,723,856	0.46%
April	5,047,117	4,343,766	5,689,085	6,135,124	6,246,013	1.81%
May	4,508,287	3,527,905	5,124,653	5,799,085	5,418,556	(6.56%)
June	4,543,767	4,393,829	5,239,285	5,607,814	5,829,903	3.96%
July	5,428,554	5,444,453	6,426,629	6,726,707	6,616,829	(1.63%)
August	4,978,963	5,109,657	5,749,024	6,200,014	6,078,343	(1.96%)
September	4,888,217	4,982,720	5,582,809	6,078,675	6,114,592	0.59%
October	5,218,998	5,718,237	6,139,253	6,579,764	6,507,896	(1.09%)
November	4,755,646	5,134,837	5,410,228	5,750,749	5,907,455	2.72%
December	4,465,213	4,795,753	5,216,475	5,301,436	5,682,434	7.19%
January	5,655,491	6,224,733	6,864,339	7,024,728	6,610,564	(5.90%)
Total (Year-to-Date)	57,539,153	57,756,132	65,918,263	70,629,394	70,598,057	(0.04%)
Refunds (Year-to-Date)	116,300	289,646	235,882	288,213	333,389	
Net Revenue (Year-to-Date)	57,422,853	57,466,486	65,682,381	70,341,181	70,264,668	

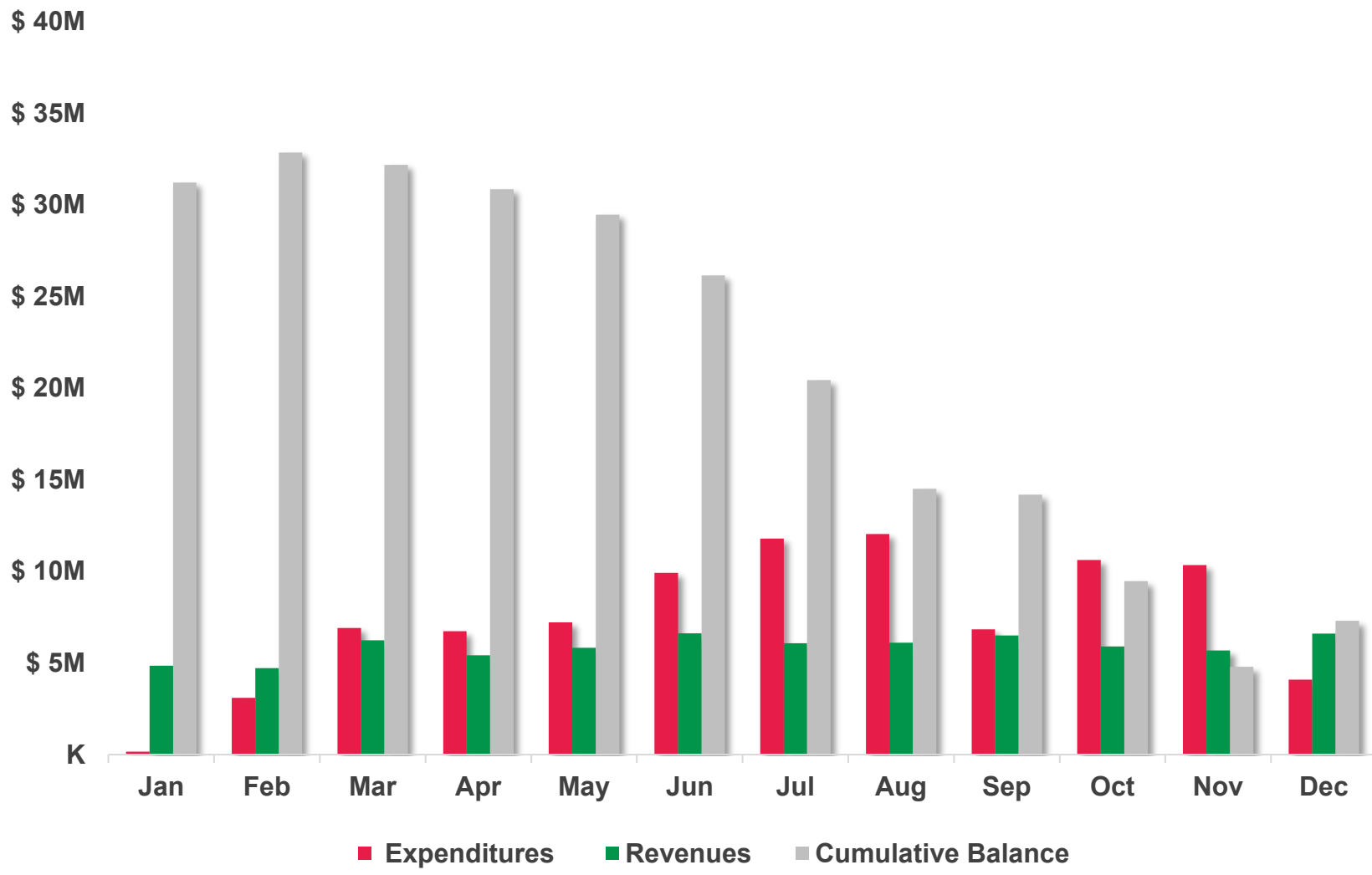
In November of 2019, voters in Colorado Springs passed Issue 2C2, agreeing to continue investment in our roads for years 2021-2025, at a sales tax rate of 0.57%, reduced from 0.62% for Issue 2C that was passed by voters in November 2015, for years 2016-2020.

* Filing period is the month the tax monies are collected by the retailer from their customers

Revenues and Expenditures



Revenues and Expenditures Overview



Carryover balance:
\$7,312,747

Total Program Update (2023)

Program	2016	2017	2018	2019	2020	2021	2022	2023
Concrete	\$ 14,212,907	\$ 19,846,218	\$ 23,106,370	\$ 23,723,472	\$ 28,932,809	\$ 27,639,604	\$ 46,380,580	\$ 57,474,210
Overlay	23,226,118	25,463,360	30,388,855	20,006,625	28,600,321	19,943,500	15,432,694	28,642,074
Program Support	2,490,337	4,984,992	5,933,370	5,025,029	6,573,922	6,034,028	6,856,688	7,727,218
Total Annual Spend	\$ 39,929,362	\$ 50,294,570	\$ 59,428,595	\$ 48,755,126	\$ 64,107,052	\$ 53,617,132	\$ 68,669,962	\$ 93,843,502
Original Budget ⁽¹⁾	\$ 50,000,000	\$ 49,999,340	\$ 49,983,060	\$ 49,964,910	\$ 57,965,460	\$ 54,599,960	\$ 65,435,820	\$ 70,264,668
Mid-Year Appropriation	\$ -	\$ -	\$ -	\$ 9,000,000	\$ -	\$ 10,000,000	\$ -	\$ 16,000,000
Appropriated Budget	\$ 50,000,000	\$ 49,999,340	\$ 49,983,060	\$ 58,964,910	\$ 57,965,460	\$ 64,599,960	\$ 65,435,820	\$ 86,264,668
Available to Spend Budget ⁽²⁾	\$ 50,000,000	\$ 60,078,590	\$ 60,400,877	\$ 60,587,027	\$ 70,315,777	\$ 72,927,580	\$ 81,603,146	\$ 99,518,608
Concrete % of Program	36%	39%	39%	49%	45%	52%	68%	61%
Overlay % of Program	58%	51%	51%	41%	45%	37%	22%	31%
Program Support % of Program	6%	10%	10%	10%	10%	11%	10%	8%
% Spend of Available Budget	80%	84%	98%	80%	91%	74%	84%	94%

(1) - Original Budget adjusted to actual revenue collections in 2023

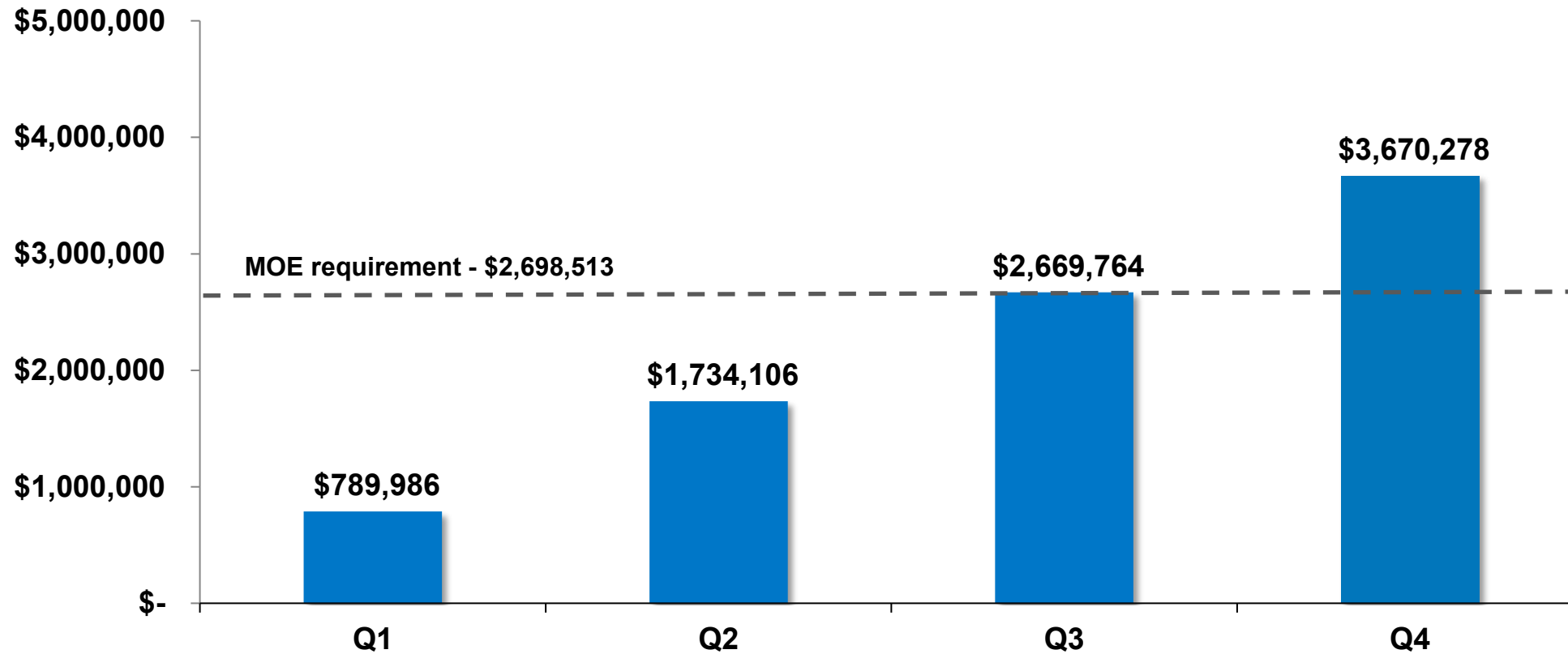
(2) - Available to Spend Budget includes carryover and purchase order rollover funds



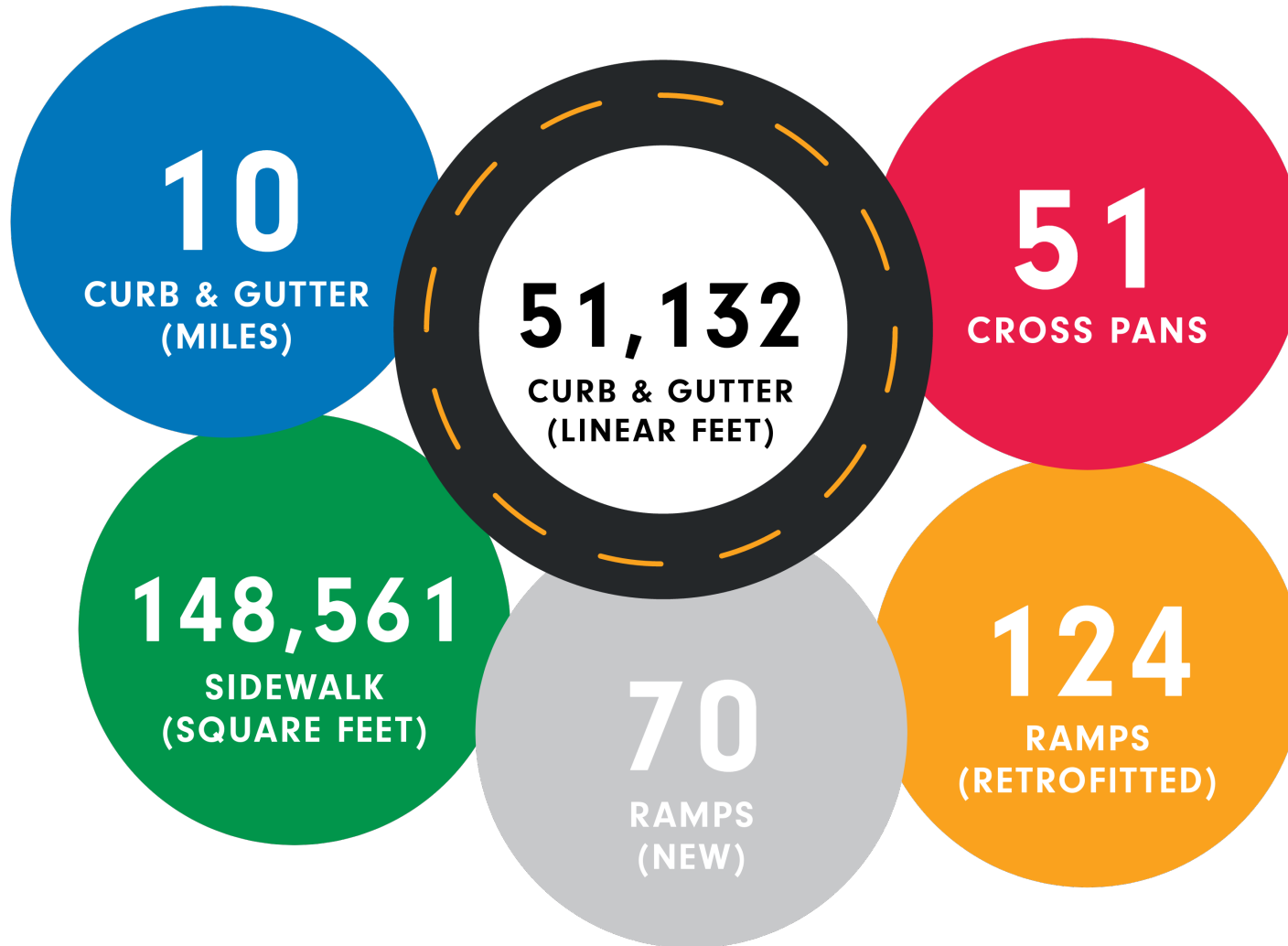
Maintenance of Effort Requirement (MOE)



Maintenance of Effort Goal by Quarter								
Quarter	2016	2017	2018	2019	2020	2021	2022	2023
Q4	\$ 4,008,642	\$ 3,632,204	\$ 3,333,554	\$ 3,697,354	\$ 3,210,520	\$ 3,232,617	\$ 4,098,238	\$ 3,670,278



Pre-Overlay Concrete Highlights



60%
Total Program Completed

Sidewalk placed is approximately **2.5** times as big as an NFL football field

Curb & Gutter placed equals approximately the height of **3.62** Pikes Peaks

Asphalt Overlay Highlights



68 LANE
MILES
PAVED

53%

Total Program Complete

Tons placed is approximately as heavy as
11,674 elephants

Paved the equivalent of one lane from
Colorado Springs to Denver this quarter

2023 Highlights



50

**CURB & GUTTER
(MILES)**

154,672
TONS OF ASPHALT

216

**LANE MILE
PAVED**

784,496

**CURB & GUTTER
(LINEAR FEET)**

1,423

TOTAL RAMPS

Tons placed is approximately as heavy as **25,779** elephants

Paved the equivalent of one lane from Colorado Springs to Santa Fe this year

Sidewalk placed is approximately **13.5** times as big as an NFL football field

Curb & Gutter placed equals approximately the height of **18.7** Pikes Peaks

How is Paving Managed?

Overall Condition Index (OCI) – A numerical index between 0 and 100 to indicate pavement condition



Roadway Treatment Options

● Excellent

OCI Range > 70

Maintenance Cycle:

- Chip Seal
- Crack Seal
- Slurry
- Micro surfacing
- Cape Seal

● Fair

OCI Range 30 to 70

Paving Cycle:

- Mill and Overlay
- Thin Lift Paving
- Hot in Place Recycled Paving

● Poor

OCI Range < 30

Reconstruction Needed:

- Cement Treated Stabilization (CTS)
- Full Depth Reclamation



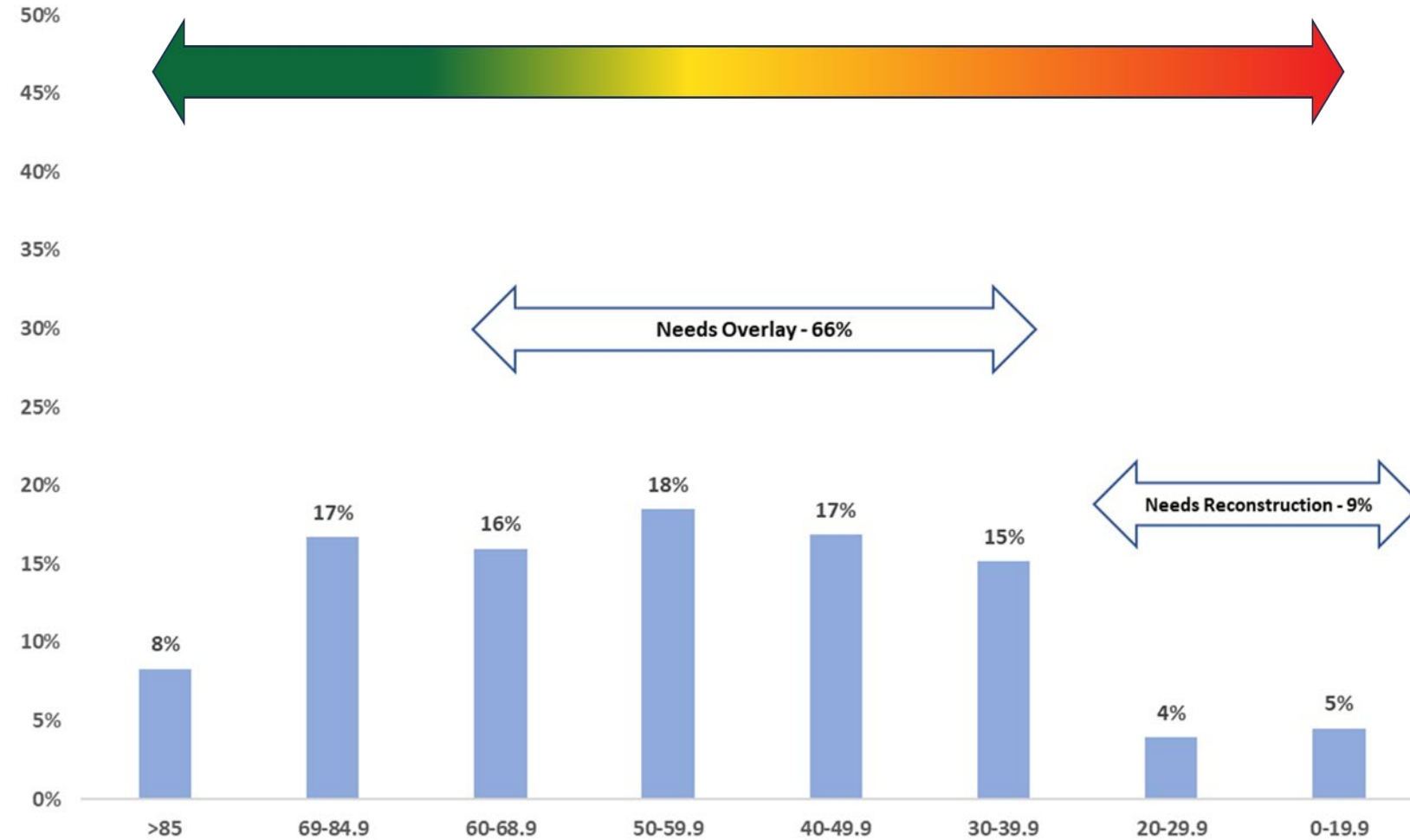
2015 System Condition



Pre-2C Inspection Baseline

Excellent

Poor



Funding Sources:

- MOE
- PPRTA Maintenance

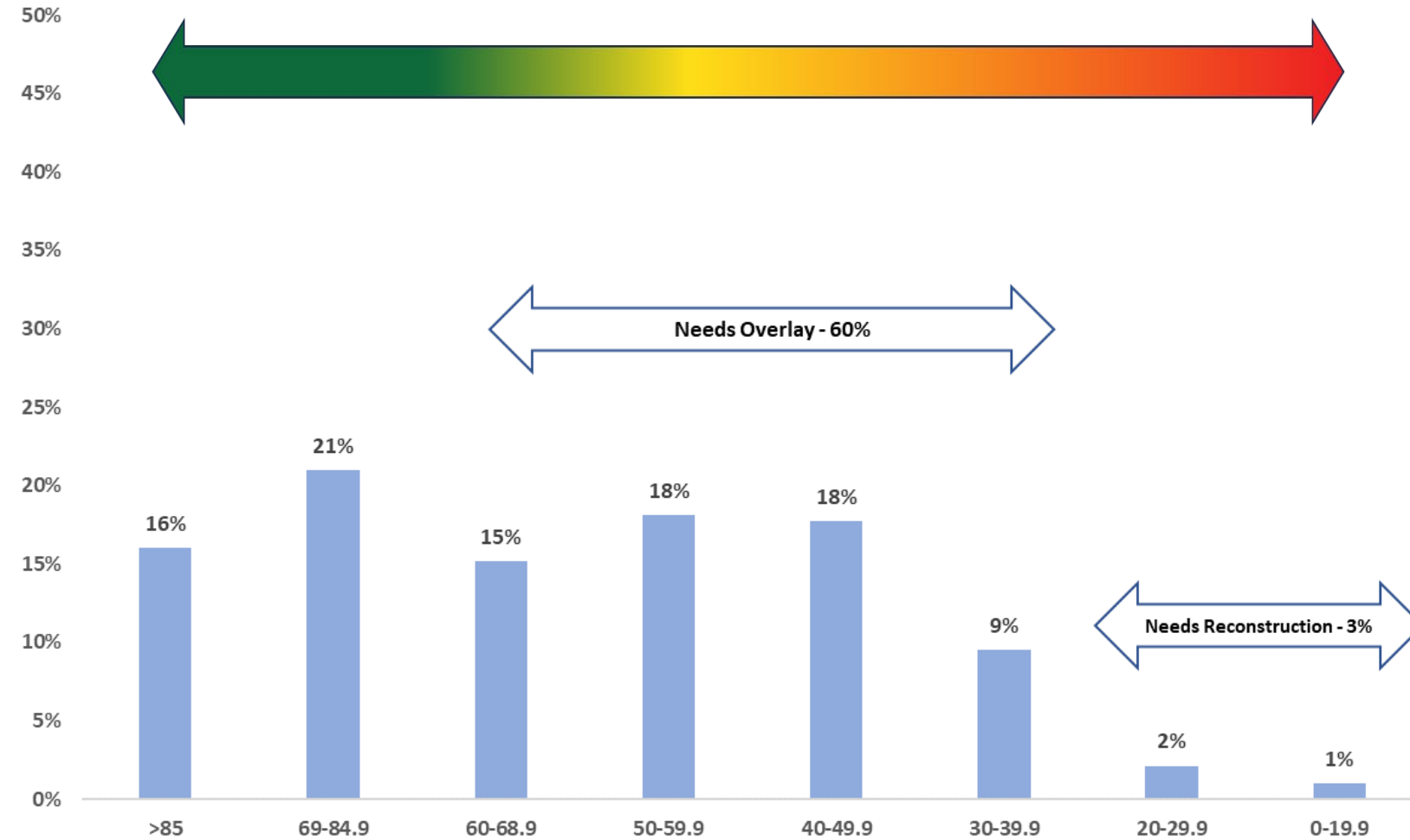
2020 System Condition



Post 2C (2016-2020) Inspection

Excellent

Poor



Funding Sources:

- MOE
- PPRTA Maintenance
- Introduced 2C

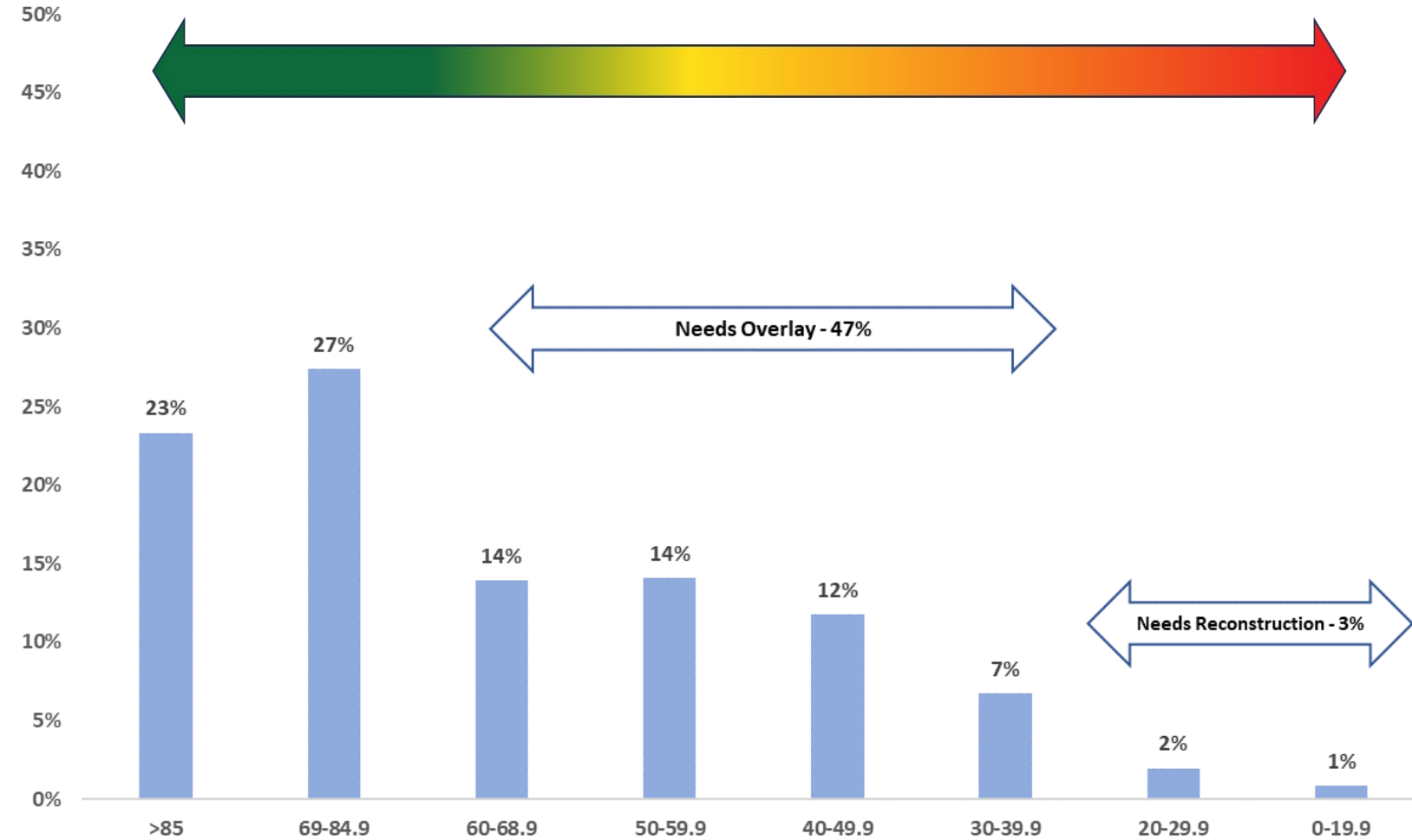
Current System Condition



End of 2023

Excellent

Poor



Funding Sources:

- MOE
- PPRTA Maintenance
- 2C

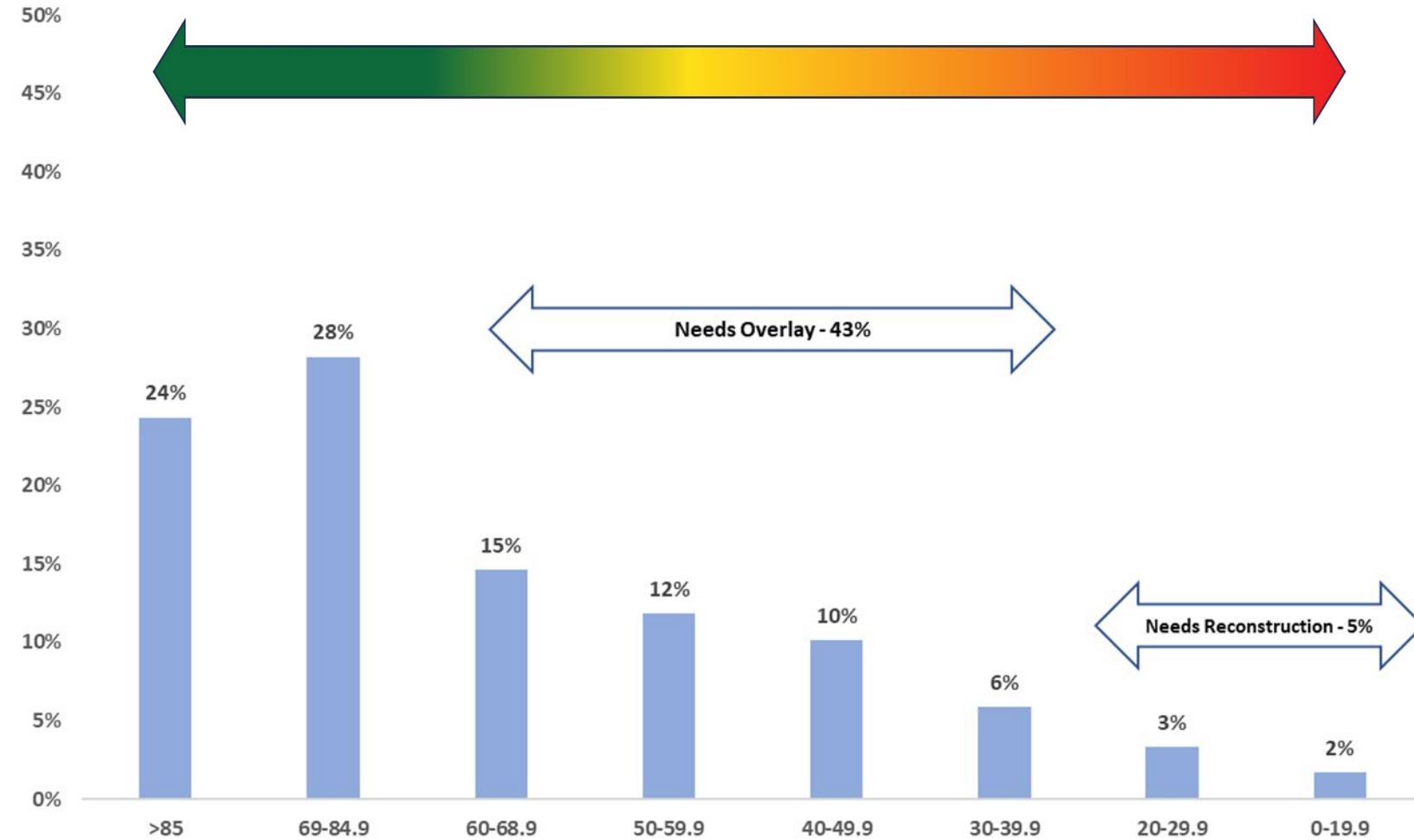
Projected System Condition

End of 2025



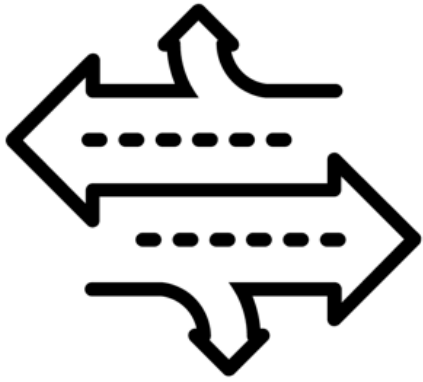
Excellent

Poor

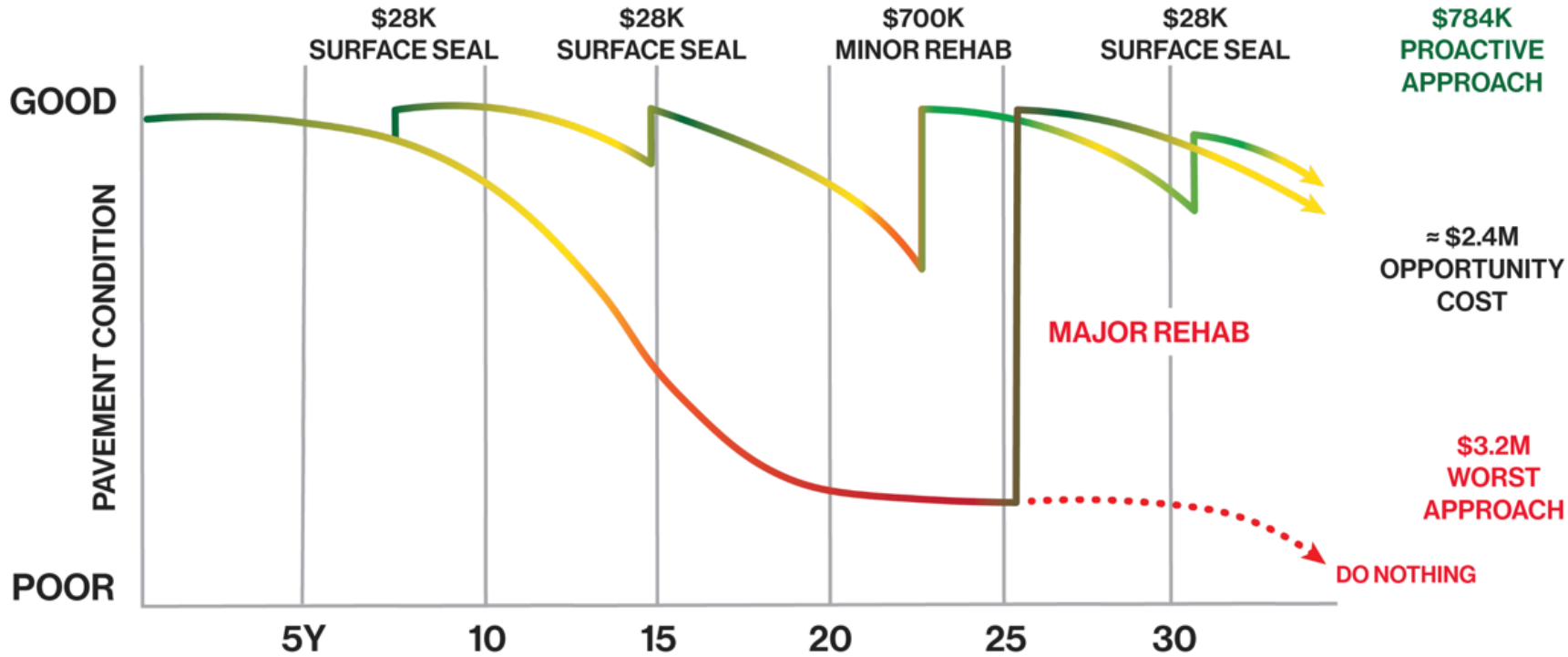


Funding Sources:

- MOE
- PPRTA Maintenance
- 2C



COST OF MAINTAINING ONE MILE



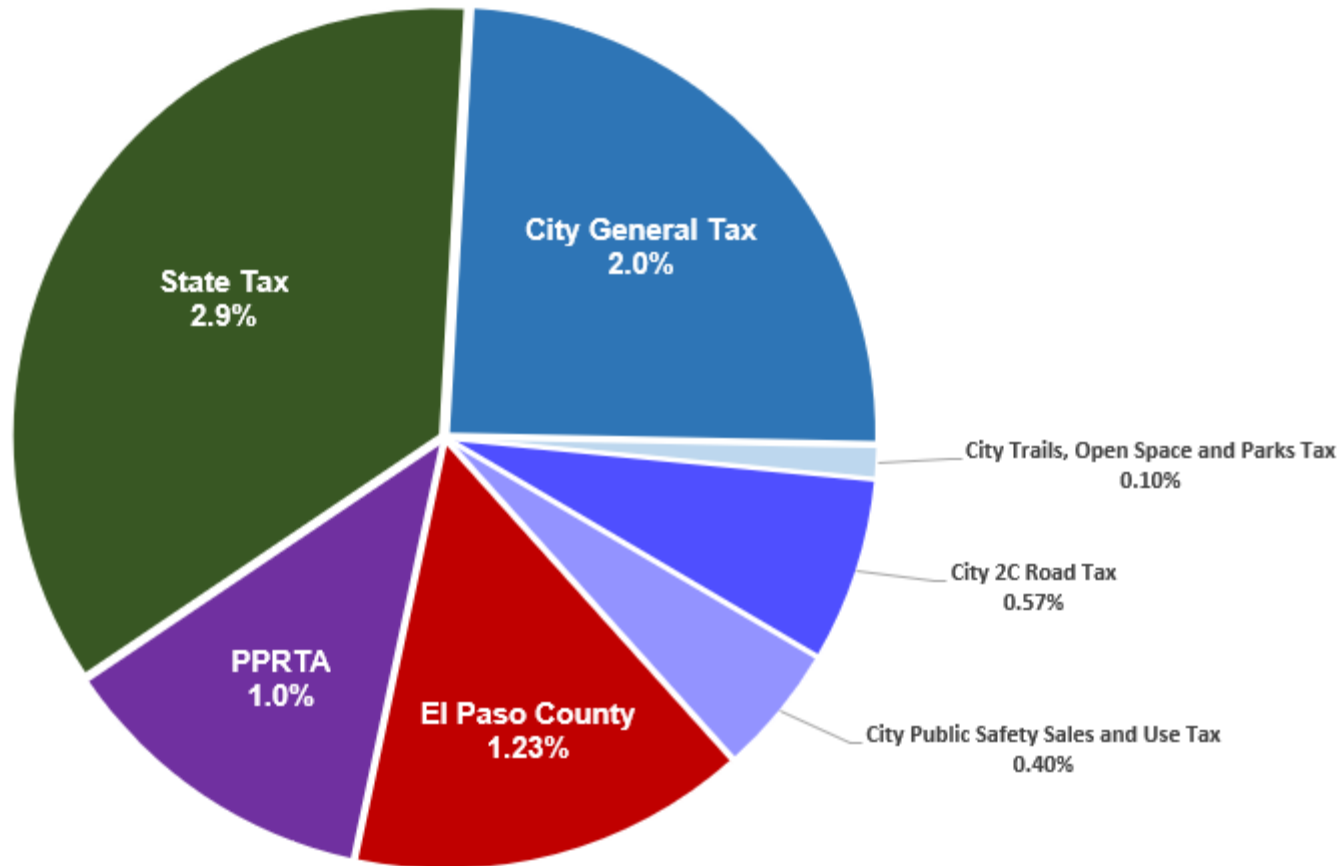
Funding Maintenance

Property Tax Allocations



El Paso County. 2024 Original Adopted Budget. 2023, <https://epc-assets.elpasoco.com/wp-content/uploads/sites/2/2024-ORIGINAL-ADOPTED-BUDGET.pdf>.

Funding Maintenance



Total Local Sales Tax Rate – 8.2%

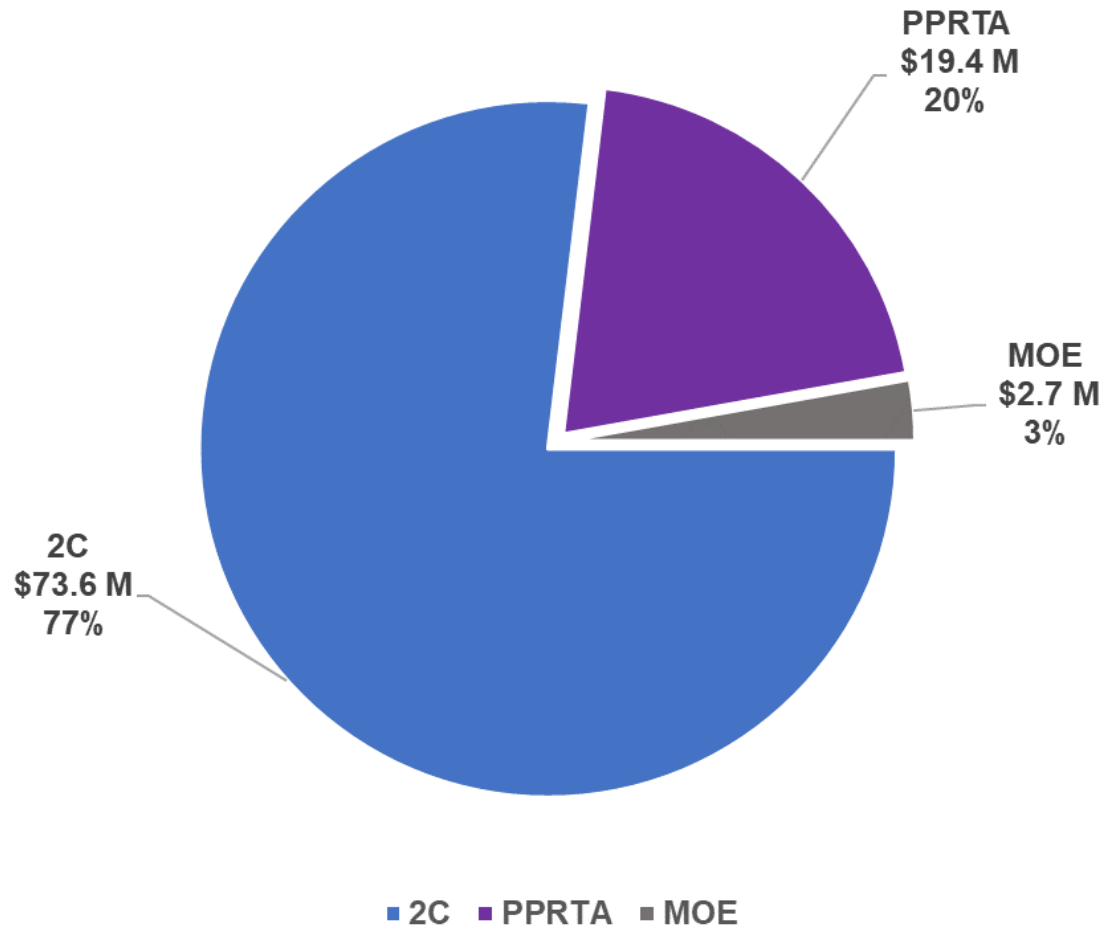
2024 Roadway Maintenance Funding

- PPRTA Maintenance - \$19.4M
- 2C - \$73.6M
- 2C MOE - \$2.7M

Funding Operations and Maintenance



**Total Budget:
\$95.7 Million**



2C (2026 to 2035) Look-Ahead



- Largest focus on residential roadways in program history
- 10-year program will also include preventative maintenance treatments for original 2C roadways – ***Keep the Good Roads Good***
- Key arterial roads planned are:
 - **Union Blvd** – Fillmore St to Austin Bluffs Pkwy
 - **Briargate Pkwy** – Grand Lawn Cr to Powers Blvd
 - **Academy Blvd** – Broadmoor Bluffs Dr to SH 115
 - **Circle Dr** – Monterey Rd to Janitell Rd
 - **Pikes Peak Ave** – Academy Blvd to Murray Blvd
 - **Academy Blvd** – Maizeland Rd to Palmer Park Blvd
 - **Dublin Blvd** – Marksheffel Rd to Vista Valley Dr

What's Likely Next for 2C?

- November 2024 ballot
- Maintain 0.57% sales and use tax
- Extend for 10-year period
 - 2026-2035





SCHOOLS

E Caramillo St



N Union Blvd

Question/Discussion



Next Meeting

Thursday, June 6, 2024

10:30am - 11:30am

at

City Hall

Pikes Peak Conference Room

Virtual Option Available