

2C Advisory Committee

Fourth Quarter 2022 Report

March 23, 2023



Public
Works

FINANCE DEPARTMENT

2C/2C2 Road Tax
For Filing Period Ended December 31*

	2C - 0.62%			2C2 - 0.57%		
<u>Month Paid to City</u>	<u>2018</u>	<u>2019</u>	<u>2020</u>	<u>2021</u>	<u>2022</u>	<u>% Over(Under) Previous Year</u>
February	3,930,688	4,227,205	4,198,197	4,234,101	4,722,855	11.54%
March	3,796,692	3,821,694	3,882,045	4,242,383	4,702,443	10.84%
April	4,777,907	5,047,117	4,343,766	5,689,085	6,135,124	7.84%
May	4,165,095	4,508,287	3,527,905	5,124,653	5,799,085	13.16%
June	4,609,980	4,543,767	4,393,829	5,239,285	5,607,814	7.03%
July	5,258,995	5,428,554	5,444,453	6,426,629	6,726,707	4.67%
August	4,655,205	4,978,963	5,109,657	5,749,024	6,200,014	7.84%
September	4,962,019	4,888,217	4,982,720	5,582,809	6,078,675	8.88%
October	5,167,388	5,218,998	5,718,237	6,139,253	6,579,764	7.18%
November	4,725,128	4,755,646	5,134,837	5,410,228	5,750,749	6.29%
December	4,605,260	4,465,213	4,795,753	5,216,475	5,301,436	1.63%
January	5,522,487	5,655,491	6,224,733	6,864,339	7,024,728	2.34%
Total (Year-to-Date)	56,176,843	57,539,153	57,756,132	65,918,263	70,629,394	7.15%
Refunds						
(Year-to-Date)	92,297	116,300	289,646	235,882	288,213	
Net Revenue						
(Year-to-Date)	56,084,546	57,422,853	57,466,486	65,682,381	70,341,181	

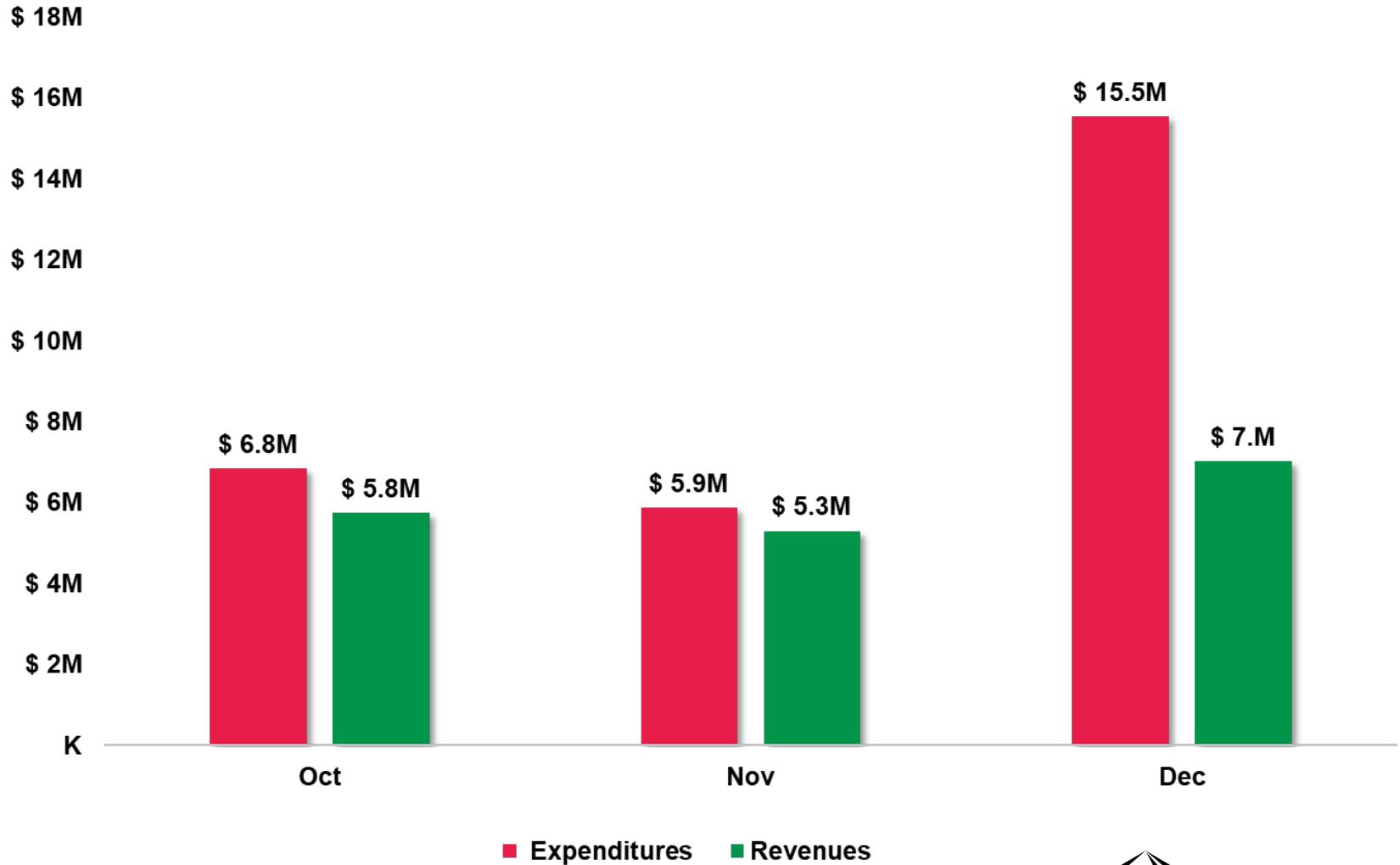
In November of 2019, voters in Colorado Springs passed Issue 2C2, agreeing to continue investment in our roads for years 2021-2025, at a sales tax rate of 0.57%, reduced from 0.62% for Issue 2C that was passed by voters in November 2015, for years 2016-2020.

* Filing period is the month the tax monies are collected by the retailer from their customers

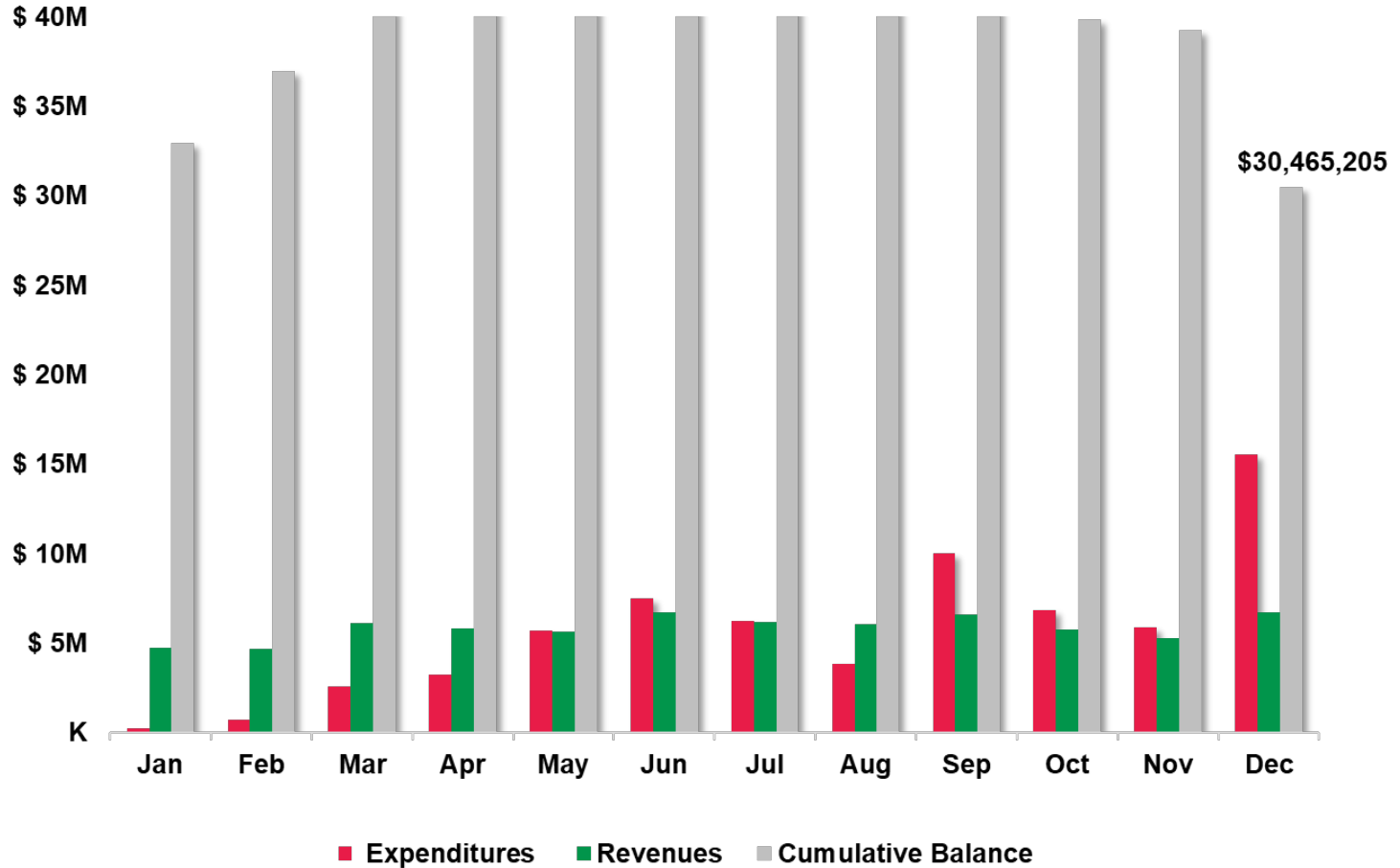


Public
Works

Revenues and Expenditures

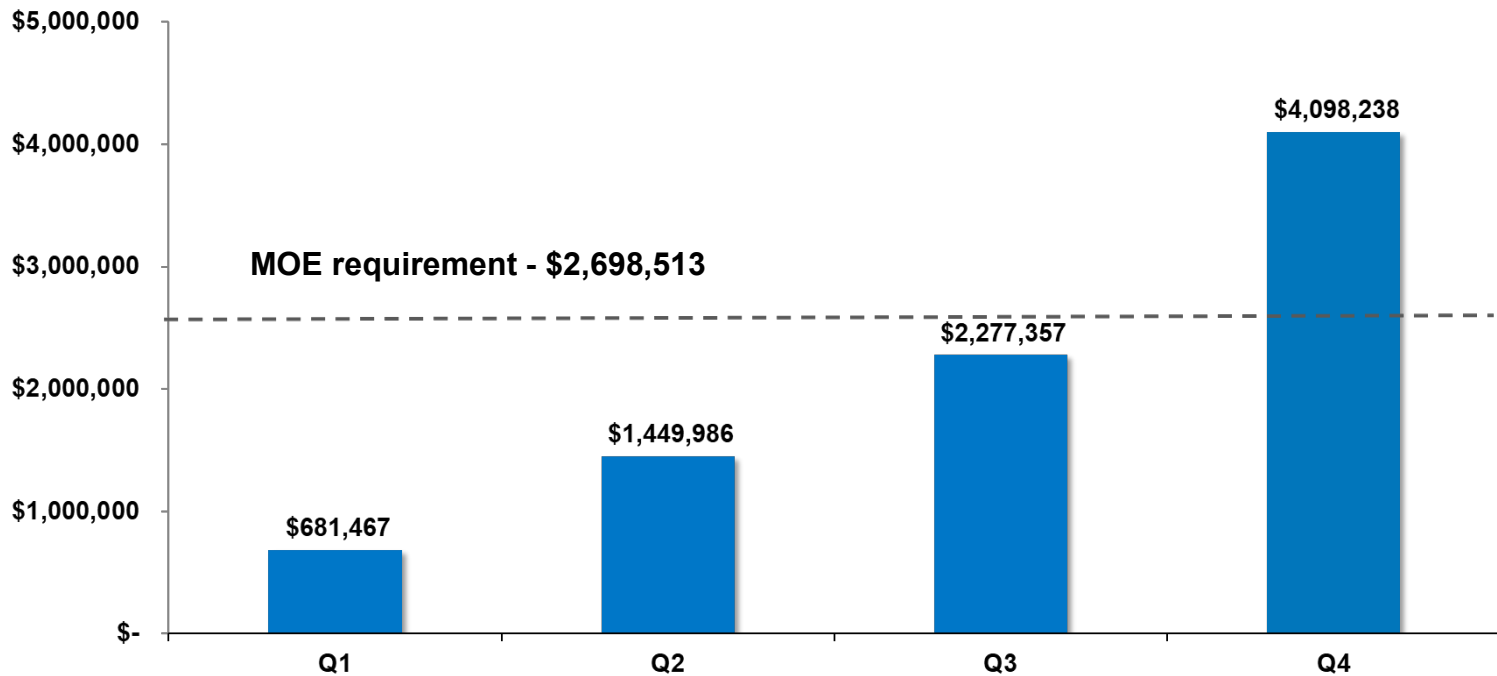


Revenues and Expenditures YTD



Maintenance of Effort Requirement

Maintenance of Effort Goal by Quarter							
Quarter	2016	2017	2018	2019	2020	2021	2022
Q4	\$ 4,008,642	\$ 3,632,204	\$ 3,333,554	\$ 3,697,354	\$ 3,210,520	\$ 3,232,617	\$ 4,098,238



City Auditors Office will report out official number at next meeting



Public Works

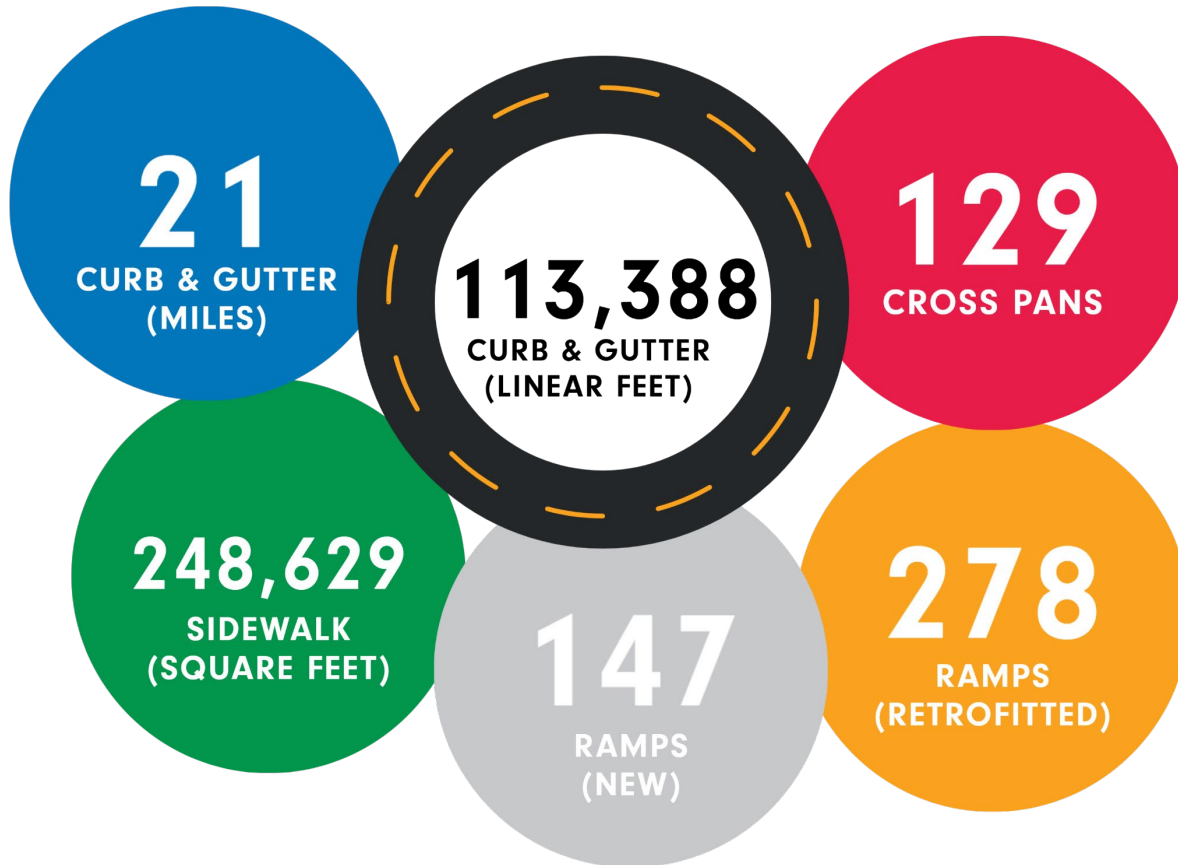
Total Program Update

Program	2016	2017	2018	2019	2020	2021	2022
Concrete	\$ 14,218,496	\$ 19,846,221	\$ 23,106,370	\$ 23,723,472	\$ 28,932,809	\$ 28,956,827	\$ 46,380,580
Overlay	23,228,847	25,463,360	30,388,855	20,006,625	28,600,321	21,010,755	15,432,694
Program Support	2,490,337	4,984,992	5,933,370	5,025,029	6,573,922	6,034,028	6,856,688
Total Spent	\$ 39,937,680	\$ 50,294,573	\$ 59,428,595	\$ 48,755,126	\$ 64,107,052	\$ 56,001,609	\$ 68,669,962
Annual Budget	\$ 50,000,000	\$ 49,999,340	\$ 49,983,060	\$ 56,264,910	\$ 57,965,460	\$ 59,788,558	\$ 65,435,820
% Spent of Appropriation	80%	101%	119%	87%	111%	94%	105%
% Complete Concrete	100%	100%	100%	100%	100%	100%	100%
% Complete Overlay	100%	100%	100%	100%	100%	100%	100%
Concrete % of Program	36%	39%	39%	49%	45%	52%	68%
Overlay % of Program	58%	51%	51%	41%	45%	38%	22%
Program Support % of Program	6%	10%	10%	10%	10%	11%	10%



Public Works

Pre-Overlay Concrete Highlights



52%
Total Program Completed

700,000 Sq. Ft.
Sidewalk Replaced

1,255
New or Retro Pedestrian
Ramps Improved

Asphalt Overlay Highlights



25%

Total Program Completed

4 paving bundles

Awarded to two contractors

- Martin Marietta
- Schmidt Construction

3 paving bundles

From 2022 will pave in 2023

2022 Season Totals

- 133 Lane Miles
- 113,307 Tons

2023 Paving Map



Public Works

Paving List



**YOUR
TAX
DOLLARS
AT WORK**



ColoradoSprings.gov/Streets



Public
Works



STAMPEDE
BEFORE



STAMPEDE
AFTER



WHITE HORN
BEFORE



WHITE HORN
AFTER



SADDLEROCK
AFTER



SADDLEROCK
AFTER



WIDGEON
AFTER

Questions/Discussion

Next Meeting

May 25, 2023

10:30a-11:30a

City Hall

Pikes Peak Conference Room

Virtual Option Available

Look for invites for 2023 meetings in early April



Public
Works